











# SPOTlight: School Year 2022-2023

Martin Luther King High School			
School Code	6060	Principal Name	Keisha Wilkins
Sector	District	Address	6100 Stenton Ave
Network	Network 4	Phone	215 400 3500
Report Type	High School	Admission Category	Catchment
Receives K8 Report	No	October 1 Enrollment	494
Grades in Report	9 12		
Website	mlkhs.philasd.org		

## School Performance Outcomes Table

CONDITIONS FOR SUCCESS				
Metric Name	2021-22 Results	2022-23 Results	2022-23 Progress	Metric Description
Student Attendance	29.7%	34.8%	+5.1 %-pts 	Percentage of students attending 90% or more of instructional days
Teacher Attendance	84.4%	88.6%	+4.2 %-pts 	Percentage of teachers attending 90% or more of work days
Student Dropouts (Grades 9-12)	90	34	-56 	Number of students no longer enrolled, and who did not transfer or graduate
Graduation Rate (4-Year Cohort)	45.3%	57.5%	+12.2 %-pts 	Percentage of students graduating high school within four years of first-time enrollment in 9th grade

ACADEMIC GOALS						
Metric Name	2018-19 Results*	2022-23 Results	2022-23 Progress	2018-19 Results*	2022-23 Results	2022-23 Progress
<b>Goal 4: Best by 11th Grade</b>	<b>Keystone Proficient or Advanced</b>			<b>Keystone Below Basic</b>		
Algebra 1	2.2%	15.9%	+13.7 %-pts 	63.0%	74.6%	+11.6 %-pts 
Biology	3.4%	9.0%	+5.6 %-pts 	86.4%	73.1%	-13.3 %-pts 
Literature	14.0%	15.5%	+1.5 %-pts 	50.5%	35.2%	-15.3 %-pts 

\* Due to COVID-19 pandemic-related test cancellations and exemptions, Keystone results for 2022-23 are compared to pre-pandemic (2018-19) performance.

Metric Name	2021-22 Results	2022-23 Results	2022-23 Progress	Metric Description
<b>Goal 5: Grade 12 CTE</b>	<b>NOCTI Competent or Advanced</b>			
NOCTI	Insufficient Sample			Percentage of students passing the industry standards assessment specific to each Career and Technical Education (CTE) program

All SPOTlight indicator colors are based on unrounded changes in results. Percentage point changes are rounded to the nearest tenth for display.

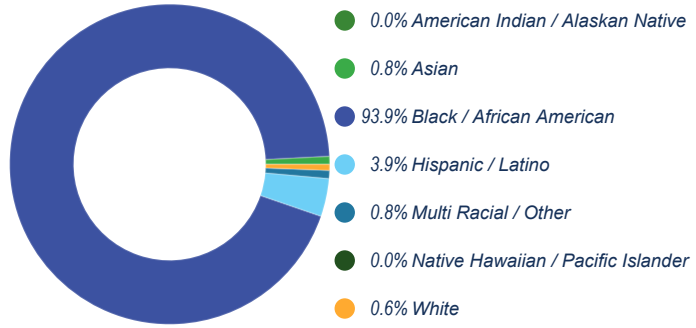
SPOTlight Legend:	Improving 	Maintaining 	Not Improving 
-------------------	---	--	---

# Martin Luther King High School

## 2022-2023 SCHOOL PROGRESS REPORT ON EDUCATION AND EQUITY

School Code | 6060 Sector | District Network | Network 4  
 Principal Name | Keisha Wilkins Address | 6100 Stenton Ave  
 Phone | 215-400-3500 Website | mlkhs.philasd.org  
 Report Type | High School Grades in Report | 9-12  
 Admissions Category | Catchment Receives K8 Report | No  
 Oct 1 Enrollment | 494

### Student Enrollment and Demographics



<b>558</b> # of Students Served Over the Full Year	<b>34.6%</b> % of Students with IEPs
<b>2.4%</b> % of Students Identified as English Learners	<b>86.2%</b> % of Students Identified as Economically Disadvantaged

### Student Attendance

<b>16.7%</b> % of Students Attending at Least 95% of Instructional Days	<b>34.8%</b> % of Students Attending at Least 90% of Instructional Days
--	--

Score Level	Performance	Improvement	Level
Not Applicable for 2022-2023	Black / African American		
Performance Insufficient Data for Score	Insufficient Data for Score	Insufficient Data for Score	NA
	Hispanic / Latino		
Improvement Improving in 9 out of 12 Eligible Metrics <b>75.0%</b>	Insufficient Data for Score	Insufficient Data for Score	NA
	Multi Racial / Other		
Goal Performance (All Students)	White		
Four-Year Cohort Graduation Rate	Insufficient Data for Score	Insufficient Data for Score	NA
<b>Score: 57.5%</b>	American Indian / Alaskan Native		
<b>IMPROVING</b> +12.2 From Prior Year	Insufficient Data for Score	Insufficient Data for Score	NA
GOAL 4   Keystone: % of Students Proficient or Advanced on All 3 Keystones, Grade 11	Asian		
<b>Score: 1.3%</b>	Insufficient Data for Score	Insufficient Data for Score	NA
<b>MAINTAINING</b> +0.3 From Prior Year	Native Hawaiian / Pacific Islander		
GOAL 5   % of 12th Grade CTE Students Meeting Industry Standards	Insufficient Data for Score	Insufficient Data for Score	NA
Insufficient Sample	English Learners		
Improving     Maintaining Not Improving     Not Applicable	Insufficient Data for Score	Insufficient Data for Score	NA
	Students with IEPs		
	Insufficient Data for Score	Insufficient Data for Score	NA
Economically Disadvantaged			NA

# Climate, Culture & Opportunity

## Conditions for Success

School Code | 6060 School Name | Martin Luther King High School

### % of Students Attending 90%+ of Days

#### All Students

558 Students

Score: 34.8%



IMPROVING

+5.1 From Prior Year



### % of Students Attending

Greater Than 95% of Instructional Days

16.7%

90-95% of Instructional Days

18.1%

85-90% of Instructional Days

13.6%

80-85% of Instructional Days

8.2%

Less than 80% of Instructional Days

43.4%

### Number of Dropouts

#### All Students

Grades 9-12

Students: 34

IMPROVING

-56.0 From Prior Year



### % of Students Receiving Zero Out-of-School Suspensions

#### All Students

558 Students

Score: 84.2%



NOT IMPROVING

-5.5 From Prior Year



\* Schools that are performing at the most positive value for a metric automatically receive a label of "Improving", even if no change in performance occurred.

# Climate, Culture & Opportunity

## Conditions for Success

School Code | 6060 School Name | Martin Luther King High School

### % of Teachers Attending 90%+ of Days

#### All Teachers

44 Teachers

Score: 88.6%



IMPROVING

+4.2 From Prior Year



### Additional Teacher Metrics

20.5%

% of Teachers Rated as Distinguished

79.5%

% of Teachers Rated as Proficient

91.7%





Year-to-Year Teacher Retention

\* Schools that are performing at the most positive value for a metric automatically receive a label of "Improving", even if no change in performance occurred.

# College & Career: Every Student Graduates Ready for College and Careers

## Conditions for Success

School Code | 6060 School Name | Martin Luther King High School

Four-Year Cohort Graduation Rate	Other Key Metrics		
<p><b>All Students</b> 65 out of 113 Students</p> <p><b>Score: 57.5%</b></p> <p>IMPROVING +12.2 From Prior Year </p>			
<p><b>Black / African American</b> 62 out of 109 Students</p> <p><b>Score: 56.9%</b></p> <p>IMPROVING +11.8 From Prior Year </p>	<p><b>69.3%</b>      <b>20.0%</b>      <b>17.0%</b></p> <p>Ninth-Grade On-Track Rate      First-Fall Matriculation      % of Students Completing the FAFSA by End of 12th Grade</p>		
<p><b>Hispanic / Latino</b></p> <p>Insufficient Sample</p>			
<p><b>Multi Racial / Other</b></p> <p>Insufficient Sample</p>			
<p><b>White</b></p> <p>Insufficient Sample</p>			
<p><b>American Indian / Alaskan Native</b></p> <p>Insufficient Sample</p>			
<p><b>Asian</b></p> <p>Insufficient Sample</p>			
<p><b>Native Hawaiian / Pacific Islander</b></p> <p>Insufficient Sample</p>			
<p><b>English Learners</b></p> <p>Insufficient Sample</p>			
<p><b>Students with IEPs</b> 22 out of 37 Students</p> <p><b>Score: 59.5%</b></p> <p>IMPROVING +27.7 From Prior Year </p>			
<p><b>Economically Disadvantaged</b> 58 out of 96 Students</p> <p><b>Score: 60.4%</b></p> <p>IMPROVING +15.3 From Prior Year </p>			

\* Schools that are performing at the most positive value for a metric automatically receive a label of "Improving", even if no change in performance occurred.

# College & Career: Every Student Graduates Ready for College and Careers

## Goal 4 - Keystone Algebra I Proficiency, Grade 11

School Code | 6060 School Name | Martin Luther King High School

Keystone Algebra 1: % of Students Proficient or Advanced, Grade 11	Keystone Algebra 1: % of Students Below Basic, Grade 11
<p><b>All Students</b> 10 out of 63 Students</p> <p><b>Score: 15.9%</b></p> <p><b>IMPROVING</b> +13.7 From Prior Year </p>	<p><b>All Students</b> 47 out of 63 Students</p> <p><b>Score: 74.6%</b></p> <p><b>NOT IMPROVING</b> +11.6 From Prior Year </p>
<p><b>Black / African American</b> 10 out of 61 Students</p> <p><b>Score: 16.4%</b></p> <p><b>Not Applicable</b> No Data Prior Year </p>	<p><b>Black / African American</b> 45 out of 61 Students</p> <p><b>Score: 73.8%</b></p> <p><b>Not Applicable</b> No Data Prior Year </p>
<p><b>Hispanic / Latino</b></p> <p>Insufficient Sample</p>	<p><b>Hispanic / Latino</b></p> <p>Insufficient Sample</p>
<p><b>Multi Racial / Other</b></p> <p>Insufficient Sample</p>	<p><b>Multi Racial / Other</b></p> <p>Insufficient Sample</p>
<p><b>White</b></p> <p>Insufficient Sample</p>	<p><b>White</b></p> <p>Insufficient Sample</p>
<p><b>American Indian / Alaskan Native</b></p> <p>Insufficient Sample</p>	<p><b>American Indian / Alaskan Native</b></p> <p>Insufficient Sample</p>
<p><b>Asian</b></p> <p>Insufficient Sample</p>	<p><b>Asian</b></p> <p>Insufficient Sample</p>
<p><b>Native Hawaiian / Pacific Islander</b></p> <p>Insufficient Sample</p>	<p><b>Native Hawaiian / Pacific Islander</b></p> <p>Insufficient Sample</p>
<p><b>English Learners</b></p> <p>Insufficient Sample</p>	<p><b>English Learners</b></p> <p>Insufficient Sample</p>
<p><b>Students with IEPs</b></p> <p>Insufficient Sample</p>	<p><b>Students with IEPs</b></p> <p>Insufficient Sample</p>
<p><b>Economically Disadvantaged</b> 8 out of 52 Students</p> <p><b>Score: 15.4%</b></p> <p><b>Not Applicable</b> No Data Prior Year </p>	<p><b>Economically Disadvantaged</b> 40 out of 52 Students</p> <p><b>Score: 76.9%</b></p> <p><b>Not Applicable</b> No Data Prior Year </p>







\* Schools that are performing at the most positive value for a metric automatically receive a label of "Improving", even if no change in performance occurred.

\* Due to COVID-19 pandemic-related test cancellations and exemptions, Keystone results for 2022-2023 are compared to pre-pandemic (2018-2019) performance; 2018-2019 subgroup data are not included.

# College & Career: Every Student Graduates Ready for College and Careers

## Goal 4 - Keystone Biology Proficiency, Grade 11

School Code | 6060 School Name | Martin Luther King High School

Keystone Biology: % of Students Proficient or Advanced, Grade 11	Keystone Biology: % of Students Below Basic, Grade 11
<p><b>All Students</b> 6 out of 67 Students</p> <p><b>Score: 9.0%</b></p> <p>IMPROVING +5.6 From Prior Year </p>	<p><b>All Students</b> 49 out of 67 Students</p> <p><b>Score: 73.1%</b></p> <p>IMPROVING -13.3 From Prior Year </p>
<p><b>Black / African American</b> 6 out of 63 Students</p> <p><b>Score: 9.5%</b></p> <p>Not Applicable No Data Prior Year </p>	<p><b>Black / African American</b> 46 out of 63 Students</p> <p><b>Score: 73.0%</b></p> <p>Not Applicable No Data Prior Year </p>
<p><b>Hispanic / Latino</b></p> <p>Insufficient Sample</p>	<p><b>Hispanic / Latino</b></p> <p>Insufficient Sample</p>
<p><b>Multi Racial / Other</b></p> <p>Insufficient Sample</p>	<p><b>Multi Racial / Other</b></p> <p>Insufficient Sample</p>
<p><b>White</b></p> <p>Insufficient Sample</p>	<p><b>White</b></p> <p>Insufficient Sample</p>
<p><b>American Indian / Alaskan Native</b></p> <p>Insufficient Sample</p>	<p><b>American Indian / Alaskan Native</b></p> <p>Insufficient Sample</p>
<p><b>Asian</b></p> <p>Insufficient Sample</p>	<p><b>Asian</b></p> <p>Insufficient Sample</p>
<p><b>Native Hawaiian / Pacific Islander</b></p> <p>Insufficient Sample</p>	<p><b>Native Hawaiian / Pacific Islander</b></p> <p>Insufficient Sample</p>
<p><b>English Learners</b></p> <p>Insufficient Sample</p>	<p><b>English Learners</b></p> <p>Insufficient Sample</p>
<p><b>Students with IEPs</b></p> <p>Insufficient Sample</p>	<p><b>Students with IEPs</b></p> <p>Insufficient Sample</p>
<p><b>Economically Disadvantaged</b> 4 out of 53 Students</p> <p><b>Score: 7.6%</b></p> <p>Not Applicable No Data Prior Year </p>	<p><b>Economically Disadvantaged</b> 41 out of 53 Students</p> <p><b>Score: 77.4%</b></p> <p>Not Applicable No Data Prior Year </p>

\* Schools that are performing at the most positive value for a metric automatically receive a label of "Improving", even if no change in performance occurred.

\* Due to COVID-19 pandemic-related test cancellations and exemptions, Keystone results for 2022-2023 are compared to pre-pandemic (2018-2019) performance; 2018-2019 subgroup data are not included.

# College & Career: Every Student Graduates Ready for College and Careers

## Goal 4 - Keystone Literature Proficiency, Grade 11

School Code | 6060 School Name | Martin Luther King High School

Keystone Literature: % of Students Proficient or Advanced, Grade 11	Keystone Literature: % of Students Below Basic, Grade 11
<p><b>All Students</b> 11 out of 71 Students</p> <p><b>Score: 15.5%</b></p> <p>IMPROVING +1.5 From Prior Year </p>	<p><b>All Students</b> 25 out of 71 Students</p> <p><b>Score: 35.2%</b></p> <p>IMPROVING -15.3 From Prior Year </p>
<p><b>Black / African American</b> 11 out of 67 Students</p> <p><b>Score: 16.4%</b></p> <p>Not Applicable No Data Prior Year </p>	<p><b>Black / African American</b> 23 out of 67 Students</p> <p><b>Score: 34.3%</b></p> <p>Not Applicable No Data Prior Year </p>
<p><b>Hispanic / Latino</b></p> <p>Insufficient Sample</p>	<p><b>Hispanic / Latino</b></p> <p>Insufficient Sample</p>
<p><b>Multi Racial / Other</b></p> <p>Insufficient Sample</p>	<p><b>Multi Racial / Other</b></p> <p>Insufficient Sample</p>
<p><b>White</b></p> <p>Insufficient Sample</p>	<p><b>White</b></p> <p>Insufficient Sample</p>
<p><b>American Indian / Alaskan Native</b></p> <p>Insufficient Sample</p>	<p><b>American Indian / Alaskan Native</b></p> <p>Insufficient Sample</p>
<p><b>Asian</b></p> <p>Insufficient Sample</p>	<p><b>Asian</b></p> <p>Insufficient Sample</p>
<p><b>Native Hawaiian / Pacific Islander</b></p> <p>Insufficient Sample</p>	<p><b>Native Hawaiian / Pacific Islander</b></p> <p>Insufficient Sample</p>
<p><b>English Learners</b></p> <p>Insufficient Sample</p>	<p><b>English Learners</b></p> <p>Insufficient Sample</p>
<p><b>Students with IEPs</b></p> <p>Insufficient Sample</p>	<p><b>Students with IEPs</b></p> <p>Insufficient Sample</p>
<p><b>Economically Disadvantaged</b> 8 out of 56 Students</p> <p><b>Score: 14.3%</b></p> <p>Not Applicable No Data Prior Year </p>	<p><b>Economically Disadvantaged</b> 24 out of 56 Students</p> <p><b>Score: 42.9%</b></p> <p>Not Applicable No Data Prior Year </p>

\* Schools that are performing at the most positive value for a metric automatically receive a label of "Improving", even if no change in performance occurred.

\* Due to COVID-19 pandemic-related test cancellations and exemptions, Keystone results for 2022-2023 are compared to pre-pandemic (2018-2019) performance; 2018-2019 subgroup data are not included.



# College & Career: Every Student Graduates Ready for College and Careers

Goal 4 - Keystone Overall Proficiency, Grade 11

Goal 5 - Career and Technical Education, Grade 12

School Code | 6060 School Name | Martin Luther King High School

## Keystone All Subjects: % of Students Proficient or Advanced, Grade 11

### All Students

1 out of 80 Students

Score: 1.3%

MAINTAINING

+0.3 From Prior Year



### Black / African American

1 out of 76 Students

Score: 1.3%

Not Applicable

No Data Prior Year



### Hispanic / Latino

Insufficient Sample

### Multi Racial / Other

Insufficient Sample

### White

Insufficient Sample

### American Indian / Alaskan Native

Insufficient Sample

### Asian

Insufficient Sample

### Native Hawaiian / Pacific Islander

Insufficient Sample

### English Learners

Insufficient Sample

### Students with IEPs

0 out of 21 Students

Score: 0.0%

Not Applicable

No Data Prior Year



### Economically Disadvantaged

1 out of 65 Students

Score: 1.5%

Not Applicable

No Data Prior Year



## % of 12th Grade CTE Students Meeting Industry Standards

### All Students

Insufficient Sample

\* Schools that are performing at the most positive value for a metric automatically receive a label of "Improving", even if no change in performance occurred.

\* Due to COVID-19 pandemic-related test cancellations and exemptions, Keystone results for 2022-2023 are compared to pre-pandemic (2018-2019) performance; 2018-2019 subgroup data are not included.